



















No.	Item no.	Power (W)	Picture	Description	Housing	Driver	PF0.6 finish EXW PRICE	PF0.9 finish EXW PRICE	QTY/CTN	Carton size(mm)
1	PG01-3D	3W		Light source:SMPS+SMD Luminous Efficacy :35 lm/w Normal CCT:6000K/3000K PF:0.6 / 0.9 CRI:70	Aluminum; Hole size:75mm;	Isolated driver Intput:85-265VAC 50/60Hz	\$1.97	\$2.20	50	650*310*170
2	PG02-3D	3W		Light source:SMPS+SMD Luminous Efficacy :35 lm/w Normal CCT:6000K/3000K PF:0.6 / 0.9 CRI:70	Aluminum; Hole size:75*75mm;	Isolated driver Intput:85-265VAC 50/60Hz	\$2.08	\$2.28	50	650*310*170
3	PG01-6D	6W		Light source:SMPS+SMD Luminous Efficacy :45 lm/w Normal CCT:6000K/3000K PF:0.6 / 0.9 CRI:70	Aluminum; Hole size:105mm;	Isolated driver Intput:85-265VAC 50/60Hz	\$2.93	\$3.13	50	650*310*170
4	PG02-6D	6W		Light source:SMPS+SMD Luminous Efficacy :45 lm/w Normal CCT:6000K/3000K PF:0.6 / 0.9 CRI:70	Aluminum; Hole size:105*105mm;	Isolated driver Intput:85-265VAC 50/60Hz	\$3.08	\$3.30	50	650*310*170
5	PG01-9D	9W		Light source:SMPS+SMD Luminous Efficacy :45 lm/w Normal CCT:6000K/3000K PF:0.6 / 0.9 CRI:70	Aluminum; Hole size:130mm;	Isolated driver Intput:85-265VAC 50/60Hz	\$4.18	\$4.48	50	650*310*170
6	PG02-9D	9W		Light source:SMPS+SMD Luminous Efficacy :45 lm/w Normal CCT:6000K/3000K PF:0.6 / 0.9 CRI:70	Aluminum; Hole size:130*130mm;	Isolated driver Intput:85-265VAC 50/60Hz	\$4.48	\$4.80	50	650*310*170
7	PG01-12D	12W		Light source:SMPS+SMD Luminous Efficacy :55 lm/w Normal CCT:6000K/3000K PF:0.6 / 0.9 CRI:70	Aluminum; Hole size:155mm;	Isolated driver Intput:85-265VAC 50/60Hz	\$4.88	\$5.20	50	920*310*235
8	PG02-12D	12W		Light source:SMPS+SMD Luminous Efficacy :45 lm/w Normal CCT:6000K/3000K PF:0.6 / 0.9 CRI:70	Aluminum; Hole size:155*155mm;	Isolated driver Intput:85-265VAC 50/60Hz	\$5.20	\$5.55	50	920*310*235
9	PG01-15D	15W		Light source:SMPS+SMD Luminous Efficacy :55 lm/w Normal CCT:6000K/3000K PF:0.6 / 0.9 CRI:70	Aluminum; Hole size:175mm;	Isolated driver Intput:85-265VAC 50/60Hz	\$5.50	\$6.00	30	920*310*235
10	PG02-15D	15W		Light source:SMPS+SMD Luminous Efficacy :55 lm/w Normal CCT:6000K/3000K PF:0.6 / 0.9 CRI:70	Aluminum; Hole size:175*175mm;	Isolated driver Intput:85-265VAC 50/60Hz	\$5.90	\$6.25	30	920*310*235
11	PG01-18D	18W		Light source:SMPS+SMD Luminous Efficacy :55 lm/w Normal CCT:6000K/3000K PF:0.6 / 0.9 CRI:70	Aluminum; Hole size:205mm;	Isolated driver Intput:85-265VAC 50/60Hz	\$5.73	\$6.18	30	920*310*235

No.	Item no.	Power (W)	Picture	Description	Housing	Driver	PF0.6 finish EXW PRICE	PF0.9 finish EXW PRICE	QTY/CTN	Carton size(mm)
12	PG02-18D	18W		Light source:SMPS+SMD Luminous Efficacy :55 lm/w Normal CCT:6000K/3000K PF:0.6 / 0.9 CRI:70	Aluminum; Hole size:205*205mm;	Isolated driver Input:85-265VAC 50/60Hz	\$6.10	\$6.60	30	920*310*235
13	PG03-6D	6W		Light source:SMPS+SMD Luminous Efficacy :45 lm/w Normal CCT:6000K/3000K PF:0.6 / 0.9 CRI:70	Aluminum; Hole size:120mm;	Isolated driver Input:85-265VAC 50/60Hz	\$3.63	\$3.83	50	650*480*140
14	PG04-6D	6W		Light source:SMPS+SMD Luminous Efficacy :45 lm/w Normal CCT:6000K/3000K PF:0.6 / 0.9 CRI:70	Aluminum; Hole size:120*120mm;	Isolated driver Input:85-265VAC 50/60Hz	\$3.63	\$3.83	50	650*480*140
15	PG03-12D	12W		Light source:SMPS+SMD Luminous Efficacy :55 lm/w Normal CCT:6000K/3000K PF:0.6 / 0.9 CRI:70	Aluminum; Hole size:172mm;	Isolated driver Input:85-265VAC 50/60Hz	\$5.10	\$5.45	50	920*480*195
16	PG04-12D	12W		Light source:SMPS+SMD Luminous Efficacy :55 lm/w Normal CCT:6000K/3000K PF:0.6 / 0.9 CRI:70	Aluminum; Hole size:172*172mm;	Isolated driver Input:85-265VAC 50/60Hz	\$5.56	\$5.88	50	920*480*195
17	PG03-12D	18W		Light source:SMPS+SMD Luminous Efficacy :55 lm/w Normal CCT:6000K/3000K PF:0.6 / 0.9 CRI:70	Aluminum; Hole size:	Isolated driver Input:85-265VAC 50/60Hz	\$6.75	\$7.10	50	
18	PG04-12D	18W		Light source:SMPS+SMD Luminous Efficacy :45 lm/w Normal CCT:6000K/3000K PF:0.6 / 0.9 CRI:70	Aluminum; Hole size:	Isolated driver Input:85-265VAC 50/60Hz	\$7.40	\$7.75	50	